

DASH NUMBER	SHELL SIZE		A METRIC THD CLASS 6H	ØB MAX OD	D MAX CABLE ENTRY	E MAX	F MAX	G ±.031	H ±.031	ØJ MAX
	COM'L	MIL								
0 8	9	A	M12 X 1.0	.719	.264	1.156	.875	.625	.906	.567
1 0	11	B	M15 X 1.0	.844	.392	1.156	.875	.625	.969	.704
1 2	13	C	M18 X 1.0	.969	.506	1.156	.938	.625	1.031	.829
1 4	15	D	M22 X 1.0	1.094	.631	1.656	1.250	.688	1.094	.954
1 6	17	E	M25 X 1.0	1.219	.756	1.656	1.312	.688	1.174	1.079
1 8	19	F	M28 X 1.0	1.344	.845	1.750	1.375	.688	1.299	1.203
2 0	21	G	M31 X 1.0	1.469	.970	1.812	1.500	.750	1.424	1.329
2 2	23	H	M34 X 1.0	1.594	1.095	1.812	1.688	.750	1.549	1.454
2 4	25	J	M37 X 1.0	1.719	1.220	1.969	1.750	.750	1.674	1.579

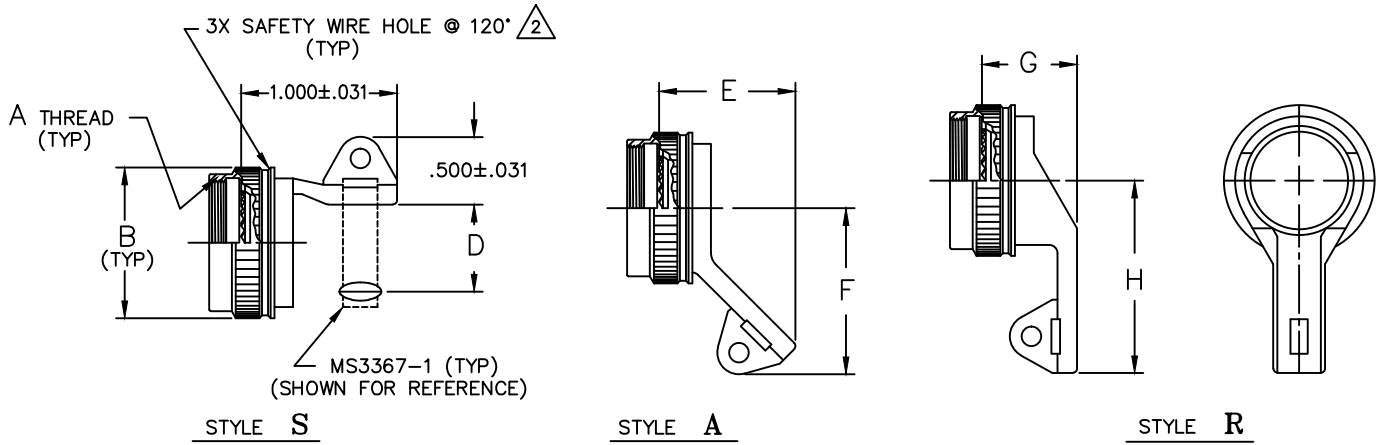
- NOTES: UNLESS OTHERWISE SPECIFIED.
- ASSEMBLY IDENTIFICATION PER MIL-STD-1285.
 - ² ADD 'W' IN PART NUMBER FOR COUPLING NUT WITH WIRE HOLES. OMIT 'W' IF NOT REQUIRED.
 - ³ ADD 'L' IN PART NUMBER FOR SELF-LOCKING COUPLING NUT.
 - ⁴ ADD 'V' TO END OF PART NUMBER FOR 'A' THREAD COATED WITH VIBRATITE 205.
 - ⁵ ADD 'T' TO END OF PART NUMBER FOR 6-32 TAP IN GROUND LUG.



ELECTRO ADAPTER INC.
 CHATSWORTH, CALIFORNIA, USA 91311
 PHONE (818) 998-1198
 FAX (818) 709-5773

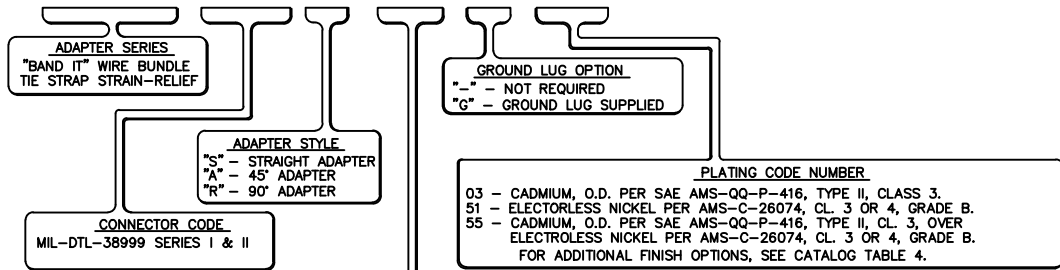
**SECTION 4 - OPEN FRAME ADAPTER
 "BAND IT" WIRE BUNDLE,
 TIE STRAP RELIEF, GROUND LUG
 MIL - DTL - 38999, SERIES I & II**

10541
 SHEET 1 OF 1



Example Part Number

10541R12G55²³⁴⁵



DASH NUMBER	SHELL SIZE		A UNIFIED CLASS	THD 2B	ØB MAX OD	D MAX CABLE ENTRY	E MAX	F MAX	G ±.031	H MAX
	COM'L	MIL								
0 8	8	9	M12 X 1.0		.703	.264	1.156	.875	.625	.890
1 0	10	11	M15 X 1.0		.827	.392	1.156	.875	.625	.950
1 2	12	13	M18 X 1.0		.953	.506	1.156	.938	.625	1.010
1 4	14	15	M22 X 1.0		1.077	.631	1.656	1.250	.688	1.310
1 6	16	17	M25 X 1.0		1.203	.756	1.656	1.312	.688	1.390
1 8	18	19	M28 X 1.0		1.327	.845	1.750	1.375	.688	1.470
2 0	20	21	M31 X 1.0		1.453	.970	1.812	1.500	.750	1.510
2 2	22	23	M34 X 1.0		1.577	1.095	1.812	1.688	.750	1.570
2 4	24	25	M37 X 1.0		1.703	1.220	1.969	1.750	.750	1.640

NOTES: UNLESS OTHERWISE SPECIFIED.

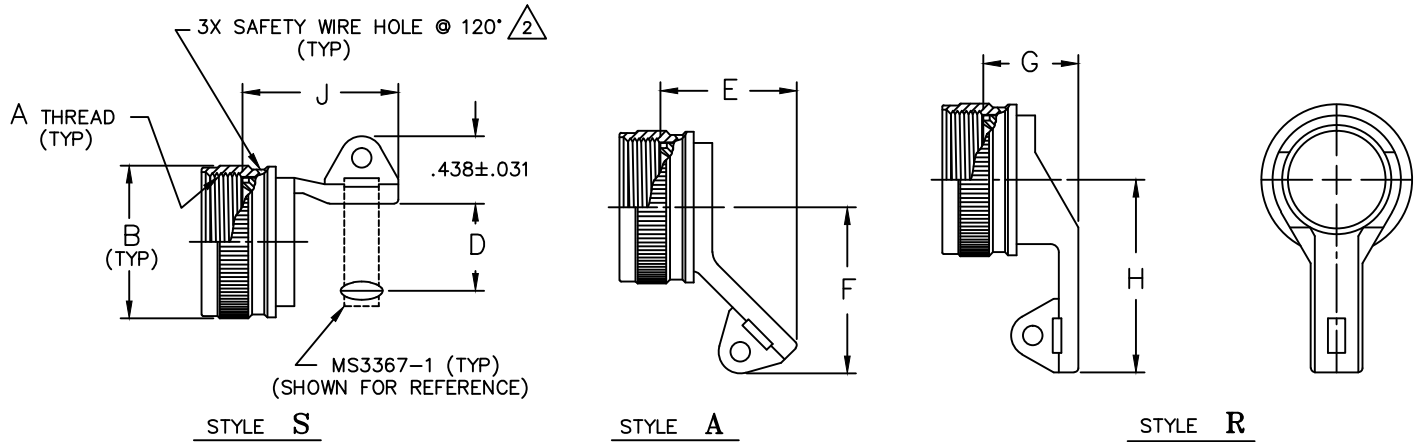
- ASSEMBLY IDENTIFICATION PER MIL-STD-1285.
- ADD 'W' IN PART NUMBER FOR COUPLING NUT WITH WIRE HOLES. OMIT 'W' IF NOT REQUIRED.
- ADD 'L' IN PART NUMBER FOR SELF-LOCKING COUPLING NUT.
- ADD 'V' TO END OF PART NUMBER FOR 'A' THREAD COATED WITH VIBRATITE 205.
- ADD 'T' TO END OF PART NUMBER FOR 6-32 TAP IN GROUND LUG.



ELECTRO ADAPTER INC.
 CHATSWORTH, CALIFORNIA, USA 91311
 PHONE (818) 998-1198
 FAX (818) 709-5773

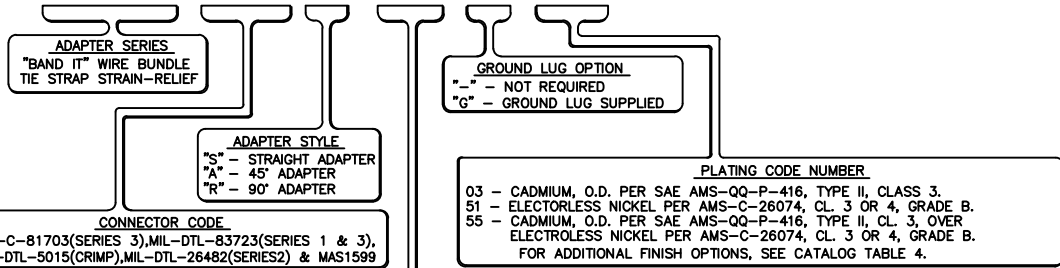
SECTION 4 - OPEN FRAME ADAPTER
"BAND IT" WIRE BUNDLE,
TIE STRAP RELIEF, GROUND LUG
MIL - DTL - 5015, 3400 SERIES

10554
 SHEET 1 OF 1



Example Part Number

10554R12G55 ² ³ ⁴ ⁷



DASH NUMBER	SHELL SIZE		A UNIFIED THD CLASS 2B	ØB MAX OD	D MAX CABLE ENTRY	E REF	F REF	G ±.031	H ±.031	J ±.031
	⁴	⁵								
0 3	3		.562-24UNEF	.669	.260	.805	1.100	.625	.906	.875
0 8		8 & 8S	.500-20UNEF	.617	.260	.805	1.100	.625	.906	.875
1 0		10, 10S & 10SL	.625-24UNEF	.734	.365	.805	1.100	.625	.969	.875
1 2	7	12 & 12S	.750-20UNEF	.858	.501	.805	1.100	.625	1.031	.875
1 4	12	14 & 14S	.875-20UNEF	.984	.575	.985	1.200	.688	1.094	1.125
1 6	19	16 & 16S	1.000-20UNEF	1.112	.700	.985	1.200	.688	1.174	1.125
1 8	27	18	1.062-18UNEF	1.218	.779	1.005	1.300	.688	1.174	1.125
2 0	37	20	1.188-18UNEF	1.345	.904	1.005	1.300	.750	1.299	1.125
2 2		22	1.312-18UNEF	1.468	1.029	1.005	1.400	.750	1.424	1.250
2 4		24	1.438-18UNEF	1.593	1.144	1.065	1.400	.750	1.549	1.250
2 8		28	1.750-18UNS	1.969	1.379	.973	1.500	.750	1.862	1.438
3 2		32	2.000-18UNS	2.219	1.625	.973	1.500	.750	2.112	1.438
3 6		36	2.250-16UN	2.469	1.840	1.149	1.688	N/A	N/A	1.438
4 0		40	2.500-16UN	2.719	2.050	1.325	1.944	N/A	N/A	1.438
4 4		44	2.750-16UN	2.969	2.310	1.501	2.125	N/A	N/A	1.438

NOTES: UNLESS OTHERWISE SPECIFIED.

1. ASSEMBLY IDENTIFICATION PER MIL-STD-1285.
- ² ADD 'W' IN PART NUMBER FOR COUPLING NUT WITH WIRE HOLES. OMIT 'W' IF NOT REQUIRED.
- ³ ADD 'L' IN PART NUMBER FOR SELF-LOCKING COUPLING NUT.
- ⁴ SHELL SIZES PER MIL-C-81703, SERIES 3, CLASS E & L. MS3424, 46, 64, 67 & 68.
- ⁵ SHELL SIZES PER MIL-DTL-5015, CLASS D, L, U & W, CRIMP CONTACT ONLY.
 MS3400, 01, 04, 06, 50, 51, 54 & 56.
 MIL-DTL-26482, SERIES 2, CLASS A & L. MS3470, 71, 72, 74, 75 & 76.
 MIL-DTL-83723, SERIES I, CLASS A,G & R. M83723/1,2,3,4,5,6,7,8,13,14,42 & /43.
 MIL-DTL-83723, SERIES III, CLASS A,G,K,R & S, MS83723/71,72,73,74,75,76,77,78,82,
 /83,84,85,86,87,95 & /96.
 NAS1599, CLASS G & R, NAS1641, 42, 43, 50, 51, 52, 53, 92, 93, 94, 99, 1700, 01 & 02.
- ⁶ ADD 'V' TO END OF PART NUMBER FOR 'A' THREAD COATED WITH VIBRATITE 205.
- ⁷ ADD 'T' TO END OF PART NUMBER FOR 6-32 TAP IN GROUND LUG.